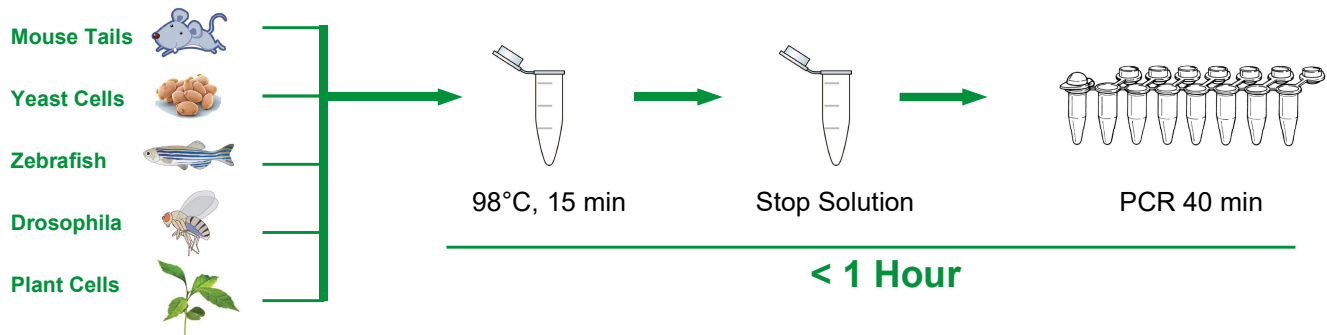


Fast, Simple & Robust for Genotyping

The LiDirect™ Lightning Genotyping Kit is designed for fast extraction of tissue DNA and subsequent PCR verification.

Key Features

- The procedure is fast and simple, amenable to automation. The entire process takes less than 1 hour.
- Does not use hazardous chemicals such as phenol, chloroform, proteinase K or guanidine isothiocyanate.
- There is no need for mechanical disruption, organic extraction, column purification, or precipitation of the DNA.



Product Name	Cat. #	Size	Price
LiDirect™ Lightning Genotyping Kit	M0015	400 rxns	\$199
LiDirect™ Genotyping DNA Extraction Buffer	M0014	2000 rxns	\$299
2× LiTaq™ Plus PCR Master Mix (+Dye)	M0025	15 ml	\$349

Customer Testimonials

"The LiDirect™ Lightning Genotyping Kit that I sampled gave clear results and was much more efficient than the methods my lab had been using in the past. With the buffer that is included in the kit, there is no need to make an extraction buffer. Additionally, the quick extraction step (just 15 minutes) really cuts down on time and makes a huge difference. I am very satisfied with the product and plan on using this kit. Thank You!"

----- Icahn SMMS, Emmy Sakakibara, Lab Manager

Contact Us

LifeSct LLC

Email: sales@lifesct.com Tel: +1-301-890-6420
Address: 405 East Gude Dr., Suite 205, Rockville, MD 20850



Scan the code
to read more

Case Studies

Taking advantage of our new proprietary formula, the LiDirect™ DNA extraction buffer enables fast DNA release from the toughest cells, and performs much better than traditional alkaline lysis protocols. Combined with our industry leading LiTaq™ Plus DNA polymerase, our LiDirect™ Lightning Genotyping Kit helps scientists to genotype all types of tissues and cells effortlessly.

Step 1: sample preparation
1~2 mm piece of mouse tail
5~10 mg of tissue
~1×10⁶ cells

Step 2: add 75 µl of LiDirect™ Extraction Buffer
Incubate at 98°C for 15 min

Step 3: add 125 µl of LiDirect™ Stop Solution

Step 4: set up 25 µl of LiTaq™ Plus PCR reaction mix

PCR cycling for amplification:

1. 95°C: 15 sec

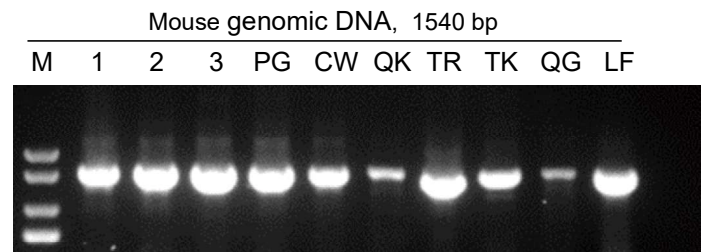
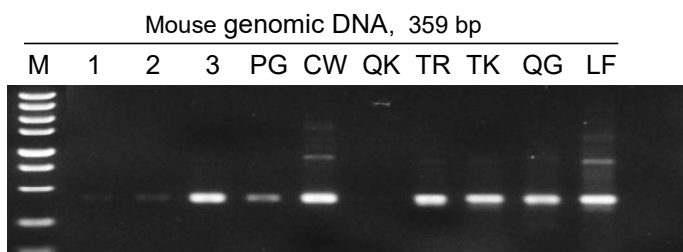
2. 35 ×

1. Denaturation: 5 sec at 98°C

2. Annealing: 10 sec at 55°C

3. Extension: 30 sec/kb at 72°C

3. Final extension: 5 min at 72°C



Comparison of genotyping PCR results with Taq polymerase from different vendors.

Template is mouse genomic DNA extracted with the LiDirect™ DNA extraction buffer (M0014).

Lanes 1-3 are our Taq products: LiTaq™ DNA Polymerase (M0023), LiTaq™ PCR Master Mix (M0024), LiTaq™ Plus PCR Master Mix (M0025).

Lanes 4-10 are competitor brands PG, CW, QK, TR, TK, QG, LF.

From these results, it can be concluded that our LiDirect™ DNA extraction buffer is compatible with most Taq polymerases on the market, but our LiTaq™ plus product line is more robust than most other products on market.

Related Products

Product Name	Cat. #	Size	Price
2× LiTaq™ PCR Master Mix (+Dye)	M0024	15 ml	\$229
LiTaq™ Super-Fidelity PCR Master Mix	M0031	1 ml	\$129
2× ExSembly™ Cloning Master Mix	M0005	10 rxns	\$169
LiScript™ First-Strand cDNA Synthesis Kit (+gDNA wiper)	M0028	100 rxns	\$399
LiQuant™ Ultra Green qPCR Master Mix	M0026	500 rxns	\$269
100 bp DNA Ladder	M0042	1 ml	\$99
LiPure™ cfDNA Purification Kit	M0103	50 rxns	\$499
LiGreen™ Plus Nucleic Acid Gel Stain	M0050	500 µl	\$119
LiPure™ Streptavidin Magnetic Beads	M0129	1 ml	\$99
LiQuant™ NGS dsDNA Assay Kit	M0066	200 rxns	\$129